

Molded Case Circuit Breakers

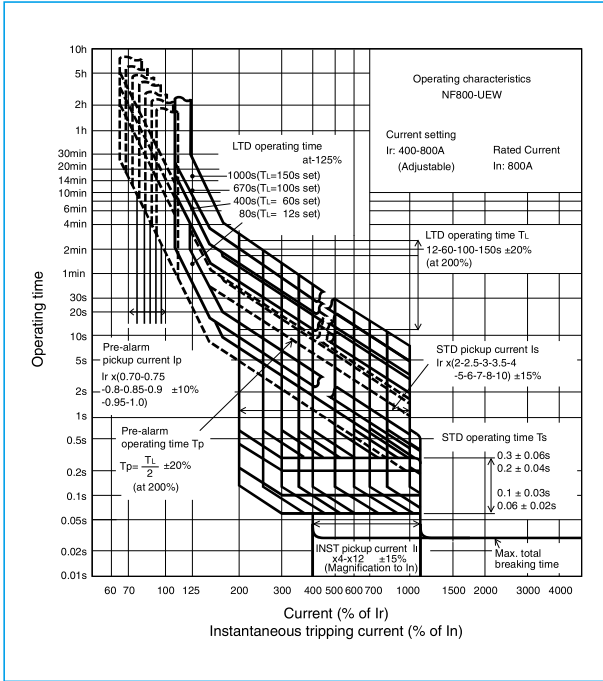
NF800-U EW



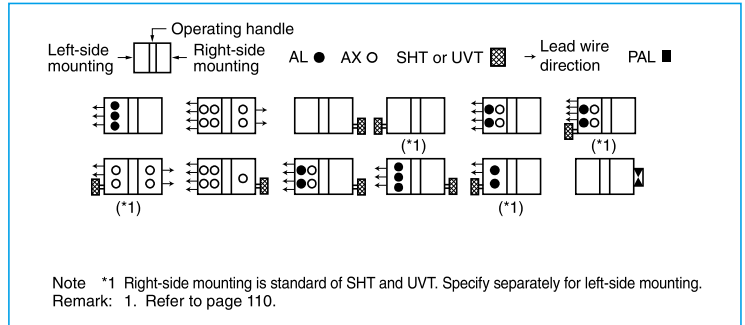
NF800-U EW

Model		NF800-U EW		
Rated current I_n (A) Reference ambient temperature 40 °C		Adjustable 400 450 500 600 700 800		
Number of poles		3	4	
Rated insulation voltage U_i (V)		690		
Rated short-circuit breaking capacity (kA)	IEC 60947-2 (Icu/Ics)	AC	690V	35/35
			500V	170/170
			440V	200/200
			415V	200/200
			400V	200/200
			380V	200/200
			230V	200/200
			200V	200/200
Standard attached parts (4-pole models are provided with auxiliary handle.)	Front connection	Terminal screw: M12 bolt×35 (3-pole: 12pcs, 4-pole: 16pcs) Mounting screw: 3P: M6×35, M6×132 (2pcs each) 4P: M6×35 (3pcs), M6×132 (2pcs) Insulating barrier: (3P: 2pcs, 4P: 3pcs)		
		Rear connection	Terminal screw: M12 bolt×40 (3-pole: 12pcs, 4-pole: 16pcs) Mounting screw: 3P: M6×40, M6×137 (2pcs each) 4P: M6×40 (3pcs), M6×137 (2pcs)	

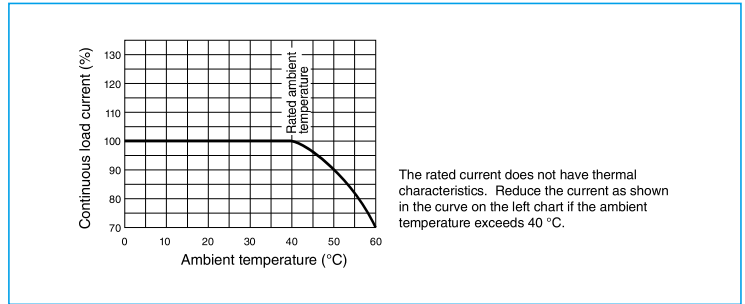
Operating Characteristics



Internal Accessories



Current Reducing Curve



External Accessories

Accessories		Type name	Reference page	Accessories		Type name	Reference page	
Operating handle	F	F-8U	123	Terminal cover	Large	3P	TCL-8UW3	
	V	-	125			4P	TCL-8UW4	
Mechanical interlock	MI	3P	MI-8SW3		Skeleton	TTC	3P	-
		4P	MI-8SW4				4P	-
Auxiliary handle	HT	HT-4SW	135	Rear	BTC	3P	BTC-8SW3	
						4P	BTC-8SW4	
				Handle lock device	HL		HL-4SW	
								HLS-8UW
				Electrical operation device		(*1)	140	

Note *1 Specify the operation method and voltage. Order in combination with the breaker unit.

